



Model: FS1010P

8-Port 10/100M PoE+ Switch with 2 Uplink Ports

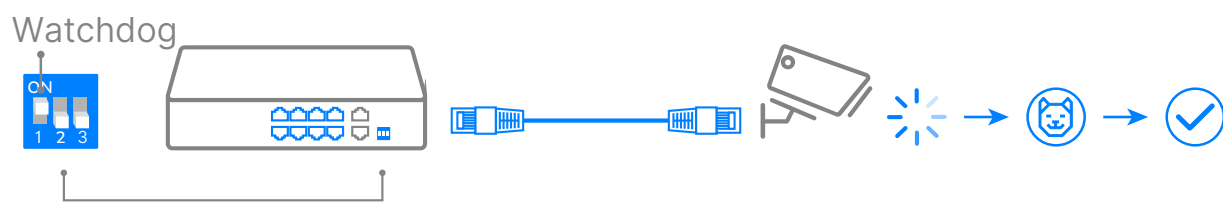




Cudy PoE switches connect and power various network devices seamlessly and efficiently. PoE Switches simplify network infrastructure by combining power and data into a single cable, eliminating additional power outlets and wiring.

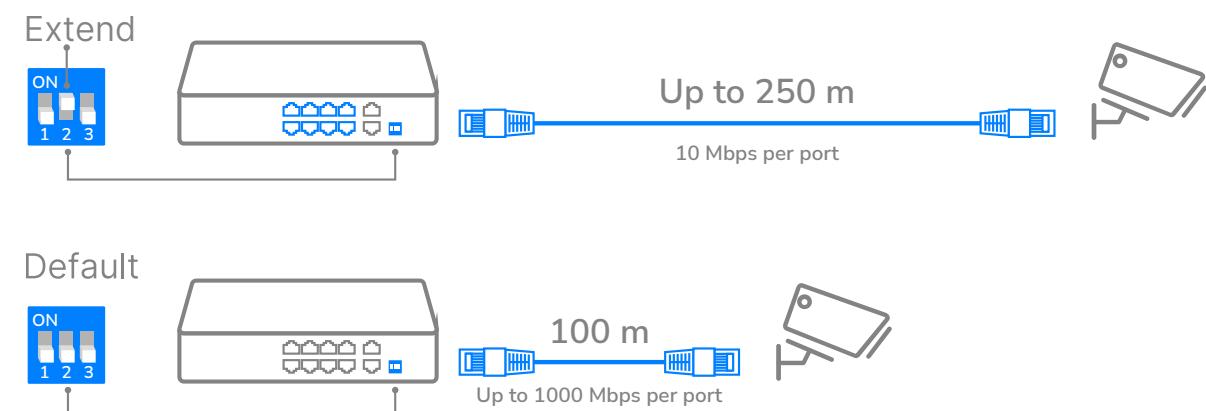
Watchdog for Improved Reliability

The PoE Watchdog monitors link activity on port 1~8 and attempts to reboot connected clients that have been inactive for 5 minutes, ensuring system stability. Do not turn it on for clients with online auto-upgrade feature.



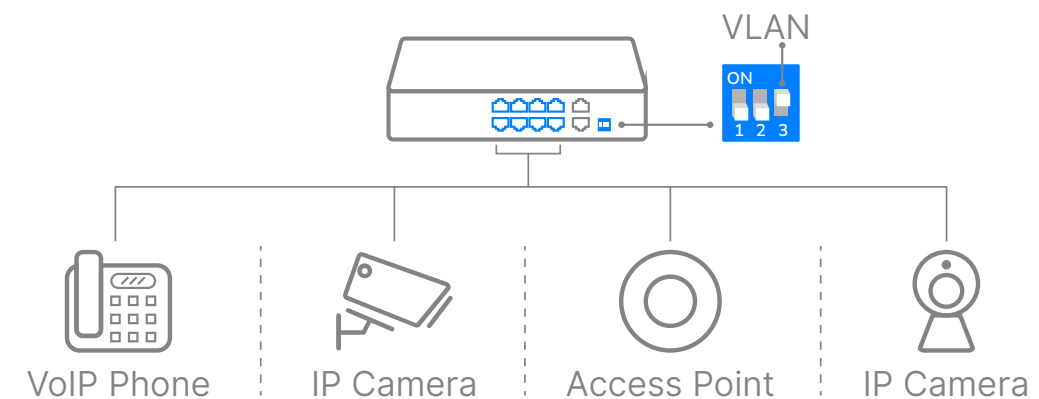
Extend for Long-Range Powering

Prolongs the PoE transmission distance of port 1~8 to a maximum of 250 m, enabling long-range surveillance installations.



VLAN Mode for Port Isolation

Separates clients into different subnets for improved security, preventing data leakage in case of client-side hacking.





Highlights

A 10-FE PoE switch with a 120W power supply and a silent cooling system, featuring independant control switch for Extend, VLAN, and Watchdog feature.

- 8× FE with 802.at/af Mode A PoE
- 2× Uplink FE
- 120W Power Supply
- Extend On/Off, VLAN On/Off
- Watchdog On/Off
- Desktop Installation
- 200×118×44 mm (7.87×4.65×1.73")

Package Content

- FS1010P
- Power Cord
- Installation Guide

Specifications

Interfaces	10/100 Mbps RJ45 Ports	10
	10/100 Mbps RJ45 PoE Ports	#1~#8
	Max Power on a Single PoE Port	30W
PoE Port Notes	The PoE ports comply with IEEE 802.3at/af standards.	
Intelligent Power Management (PoE)	Automatically disconnect the lastly powered device when power exceeds budget.	
Extend Mode Ports	#1~#8	
VLAN Mode Ports	#1~#8	
LED	Power	
	Link/ACT of Each Ethernet Port	
Power Input	AC Inlet	
Physical Buttons	Extend On/Off	
	VLAN On/Off	
	PoE Watchdog On/Off	
Physical Buttons Note	The PoE Watchdog will attempt to reboot the plugged-in clients that have been inactive for 5 minutes. Do not turn it on for clients with online auto-upgrade feature.	



Specifications

Performance	Copper Speed and Distance	Cat. 3 or higher cable:
		100 meters at 10 Mbps
		Cat. 5 or higher cable:
		100 meters at 100 Mbps
		Cat. 5e or higher cable:
		250 meters at 10 Mbps
	Copper Speed and Distance Note	250-meter transmission is only available on the Extend Mode ports.
	MAC Address Table	2048
	Max Switching Capacity	2 Gbps
	Max Forwarding Rate	1.488 Mpps
Power	Jumbo Frame	2 KB
	Packet Buffer	768 Kbit
	Power Methods	AC
		AC
		100-240V 50/60Hz
Network	802.3 Protocols	Power Supply
		120W
		Max Power Excluding PoE
		2W
		802.3i 10BASE-T
		802.3u 100BASE-T
		802.3af PoE
		802.3at PoE
		802.3x Flow Control

Specifications

Switching	802.3 Protocols	802.3i 10BASE-T
		802.3u 100BASE-TX
		802.3x Flow Control
		802.3af PoE
		802.3at PoE
Reliability	Grounding Methods	Three-Prong Plug
		Grounding Point
		EMS
		IEC/EN 61000-4-2, Level 2 ESD:
		Contact: 4kV; Air: 6kV
	Environment	IEC/EN 61000-4-5, Level 4 Surge:
		Power: DM 2kV, CM 4kV; RJ45: CM 4kV
		Operating Temperature:
		0~40 °C (32~104 °F)
		Storage Temperature:
		-40~70°C (-40~158 °F)
		Operating Humidity:
		10~90% non-condensing
		Storage Humidity:
		10~95% non-condensing



Specifications

Mechanical	Dimension	200×118×44 mm
		7.87×4.65×1.73 inches
	Casing Material	Metal
	Installation	Desktop
		Rackmount via Brackets (Brackets not included in the box)
Ordering Information	Retail Package Dimension	249×207×60 mm
		9.8×8.15×2.36 inches
	Units per Carton	16
	Carton Dimension	51.4×42.9×27.2 cm
		20.24×16.89×10.71 inches